

LAKES



PRECISION INC.

KODERA MACHINE SERIES

THIS SECTION CONTAINS BLADES FOR THE FOLLOWING MACHINE SERIES:

- C-300
- C-350
- C-351 / C-371
- C-353
- C-353 / C-373 / C-375
- C-355
- C-355 / C-375
- C-377
- C-511 HX

Your Global Source for Wire Processing Perishable Tooling

www.lakesprecision.com

Some Komax and Kodera machines can use the same blades. This is a reference list that shows which machines are compatible. If you have additional questions, please contact Lakes Precision, Inc.

Example: The Komax 33 & Kodera C-300 machines can use the same blades.

KOMAX MACHINES	KODERA MACHINES
KX 33	C-300
KX 34 KAPPA 210 KAPPA 220 KAPPA 225	C-351 C-371
KX 35	C-350 C-370 C-450 C-451 C-550 C-551
KX 36	C-352 C-353 C-355 C-373 C-375

UNIVERSAL CUT / STRIP BLADES

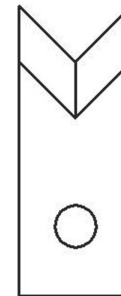
The sharp edge is ground at an angle that results in a “V” opening of exactly 90 degrees.

Characteristics: 90 degree angle is widely accepted as the best entry angle to use for processing a wide range of wire sizes using the same blade setup. Most of the time, this class of blade incorporates a sharp edge ground to a very small or non-existing radius. It works sufficiently for most of standard wall insulation but is marginal for thin wall, cross-linked PVC, very rubbery insulations, woven fiber or thin-walled multi-conductors.

ONE 122603-1 & ONE 122603-2 EQUALS A BLADE PAIR (5-122603)

- TC Coating Available -

ITEM NUMBER	MARK	DESCRIPTION
122603-1	-----	UPPER CUT / STRIP
122603-2	-----	LOWER CUT / STRIP
5-122603	03-003-B0	BLADE SET



122603-1
UPPER BLADE



122603-2
LOWER BLADE

5-122603

KODERA C-300 MACHINE SERIES

TANGENT RADIUS “V” CUT / STRIP BLADES CLASS: TA-V



TANGENT RADIUS “V” CUT / STRIP BLADES

The sharp edge is ground to an arc whose radius approximates awg wire size. The entry angle lines meet the arc at a tangent point. This type of blade, when closed, presents a diamond shaped edge profile.

Advantages: By adjusting cutter head shut height, (if insulation material and wall thickness allow), you can process adjacent wire extrusions.

Disadvantages: Inadequate for processing thin wall and/or hard insulations such as cross-link or fiberglass jackets.

- TC Coating Available -

DIA MM SIZE	ITEM NUMBER	DESCRIPTION
0.5	123391-0.5S	SHORT BLADE
0.5	123391-0.5L	LONG BLADE
1.0	123391-1.0S	SHORT BLADE
1.0	123391-1.0L	LONG BLADE
1.5	123391-1.5S	SHORT BLADE
1.5	123391-1.5L	LONG BLADE

DIA MM SIZE	ITEM NUMBER	DESCRIPTION
2.0	123391-2.0S	SHORT BLADE
2.0	123391-2.0L	LONG BLADE
2.5	123391-2.5S	SHORT BLADE
2.5	123391-2.5L	LONG BLADE
3.0	123391-2.5S	SHORT BLADE
3.0	123391-2.5L	LONG BLADE



123391-XX

TRU-RADIUS STRIP BLADE

The sharp edge is ground to a half circle whose radius approximates awg wire size. The entry angle lines intersect the half circle at the quadrant points. This type of blade, when closed, presents a true circle profile.

Advantages: This type of blade is excellent for precise and clean jacket removal because it combines the scissor-like shearing action of the by-pass blade with the exact hole profile matching a conductor gauge. Excellent for thin wall cross-link PVC and most rubbery or elastic insulations (thin or thick wall).

Disadvantages: Shut height cannot be modified to process adjacent wire sizes. Off center wire condition has to be considered when choosing blade size.

- TC Coating Available -

ITEM NUMBER	MARK	DESCRIPTION
122607-23	0.4	TR-V STRIP
122607-24	0.5	TR-V STRIP
122607-25	0.6	TR-V STRIP
122607-1	0.7	TR-V STRIP
122607-2	0.8	TR-V STRIP
122607-3	0.9	TR-V STRIP
122607-4	1.0	TR-V STRIP
122607-5	1.1	TR-V STRIP
122607-6	1.2	TR-V STRIP
122607-7	1.3	TR-V STRIP
122607-8	1.4	TR-V STRIP
122607-9	1.5	TR-V STRIP
122607-10	1.6	TR-V STRIP
122607-11	1.7	TR-V STRIP

ITEM NUMBER	MARK	DESCRIPTION
122607-12	1.8	TR-V STRIP
122607-13	1.9	TR-V STRIP
122607-14	2.0	TR-V STRIP
122607-15	2.1	TR-V STRIP
122607-16	2.2	TR-V STRIP
122607-17	2.3	TR-V STRIP
122607-18	2.4	TR-V STRIP
122607-19	2.5	TR-V STRIP
122607-26	2.55	TR-V STRIP
122607-20	2.6	TR-V STRIP
122607-21	2.7	TR-V STRIP
122607-22	2.8	TR-V STRIP
122607-27	3.6	TR-V STRIP



122607


UNIVERSAL CUT / STRIP BLADES

The sharp edge is ground at an angle that results in a “V” opening of exactly 90 degrees.

Characteristics: 90 degree angle is widely accepted as the best entry angle to use for processing a wide range of wire sizes using the same blade setup. Most of the time, this class of blade incorporates a sharp edge ground to a very small or non-existing radius. It works sufficiently for most of standard wall insulation but is marginal for thin wall, cross-linked PVC, very rubbery insulations, woven fiber or thin-walled multi-conductors.

- TC Coating Available -

ITEM NUMBER	MARK	DESCRIPTION
122605	07-312-B0	UN-V CUT / STRIP



122605

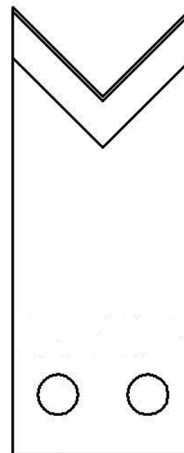
UNIVERSAL CUT / STRIP BLADES

The sharp edge is ground at an angle that results in a “V” opening of exactly 90 degrees.

Characteristics: 90 degree angle is widely accepted as the best entry angle to use for processing a wide range of wire sizes using the same blade setup. Most of the time, this class of blade incorporates a sharp edge ground to a very small or non-existing radius. It works sufficiently for most of standard wall insulation but is marginal for thin wall, cross-linked PVC, very rubbery insulations, woven fiber or thin-walled multi-conductors.

- TC Coating Available -

ITEM NUMBER	MARK	DESCRIPTION
122604	07-015-C0	UN-V CUT / STRIP



122604

KODERA C-353 MACHINE SERIES

SPECIAL APPLICATION BLADES



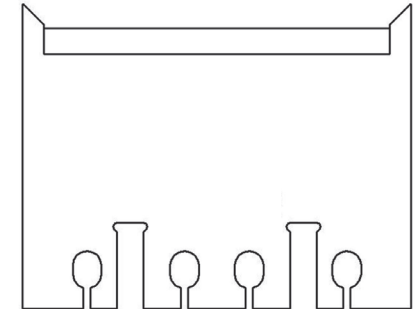
SPECIAL APPLICATION BLADES

Lakes Precision, Inc. also provides blades for special applications.

An example is shown here.

For blades to meet your specific application, please contact Lakes Precision, Inc.

ITEM NUMBER	MARK	DESCRIPTION
123252-1	-----	CL-A RIBBON STRIP BLADE



123252

SPECIAL APPLICATION BLADES

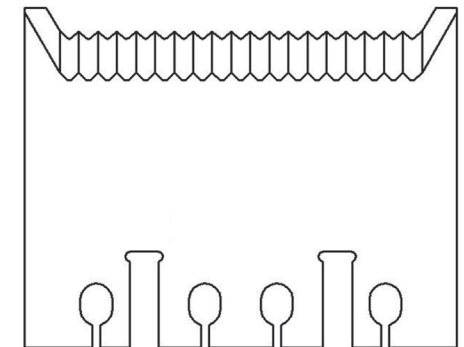
Lakes Precision, Inc. also provides blades for special applications.

An example is shown here.

For blades to meet your specific application, please contact Lakes Precision, Inc.

- TC Coating Available / Wire Samples Required -

ITEM NUMBER	MARK	DESCRIPTION
123253-1	2.0	TA-V / UNI-V STRIP BLADE
123253-2	2.5	TA-V / UNI-V STRIP BLADE



123253

TRU-RADIUS CUT / STRIP BLADES

- FOR MORE INFORMATION ON THESE BLADES, PLEASE CONTACT LAKES PRECISION, INC.

- *TC Coating Available* -

DIA MM SIZE	ITEM NUMBER	MARK	DESCRIPTION
3.4	123308-1	-----	2V-135-245S TR-V
3.4	123308-2	-----	2V-135-245L TR-V



123308-XX

UNIVERSAL CUT / STRIP BLADES

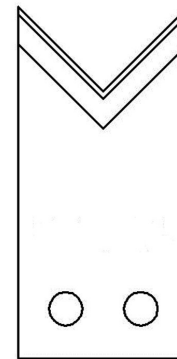
The sharp edge is ground at an angle that results in a “V” opening of exactly 90 degrees.

Characteristics: 90 degree angle is widely accepted as the best entry angle to use for processing a wide range of wire sizes using the same blade setup. Most of the time, this class of blade incorporates a sharp edge ground to a very small or non-existing radius. It works sufficiently for most of standard wall insulation but is marginal for thin wall, cross-linked PVC, very rubbery insulations, woven fiber or thin-walled multi-conductors.

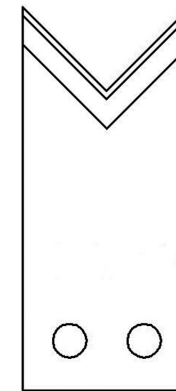
ONE 122606-1 & ONE 122606-2 EQUALS A BLADE PAIR (5-122606)

- TC Coating Available -

ITEM NUMBER	MARK	DESCRIPTION
122606-1	-----	UPPER CUT / STRIP
122606-2	-----	LOWER CUT / STRIP



122606-1
UPPER BLADE



122606-2
LOWER BLADE

5-122606

KODERA C-355 / C-375 MACHINE SERIES

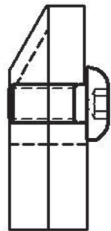
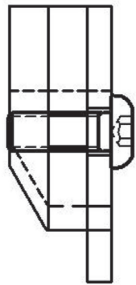
COLLINEAR BUTT-STYLE STRIP BLADES CLASS: CL-R



ITEM NUMBER	DESCRIPTION
5-123281-XX	STRIP BLADE ASSY WITH GUIDE AND STOP

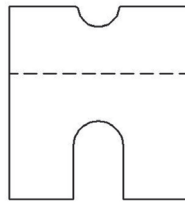
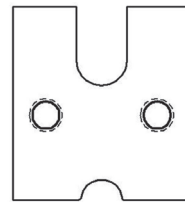
STRIP BLADE ASSEMBLY WITH GUIDE AND STOP CONSISTS OF:

- | | | | |
|-------|----------------------|--------|-----------------|
| 1 PC. | 123277-XX UPPER STOP | 1 PC. | 123279-XX GUIDE |
| 1 PC. | 123278-XX LOWER STOP | 1 PAIR | 123280-XX STRIP |

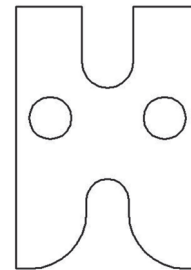


5-123281-XX

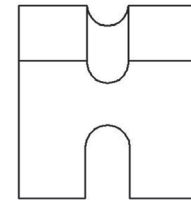
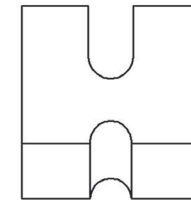
123277-XX
UPPER STOP



123278-XX
LOWER STOP



123279-XX
GUIDE



123280-XX
LOWER STOP 1 PAIR

FOR MORE INFORMATION ON THESE BLADES OR SPECIFIC SIZES,
PLEASE CONTACT LAKES PRECISION, INC.

- THREE LAKES, WI (715) 546-3070 • CONTACT LAKES PRECISION • EL PASO, TX (915) 856-6606 •
- EMAIL: BLADES@LAKESPRECISION.COM •

TRU-RADIUS "V" STRIP BLADE

The sharp edge is ground to a half circle whose radius approximates awg wire size. The entry angle lines intersect the half circle at the quadrant points. This type of blade, when closed, presents a true circle profile.

Advantages: This type of blade is excellent for precise and clean jacket removal because it combines the scissor-like shearing action of the by-pass blade with the exact hole profile matching a conductor gauge. Excellent for thin wall cross-link PVC and most rubbery or elastic insulations (thin or thick wall).

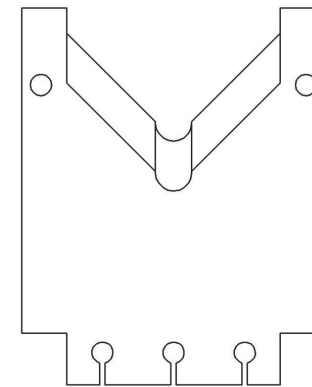
Disadvantages: Shut height cannot be modified to process adjacent wire sizes. Off center wire condition has to be considered when choosing blade size.

ONE 122933-XX & ONE 122934-XX EQUALS A BLADE SET (5-122935)

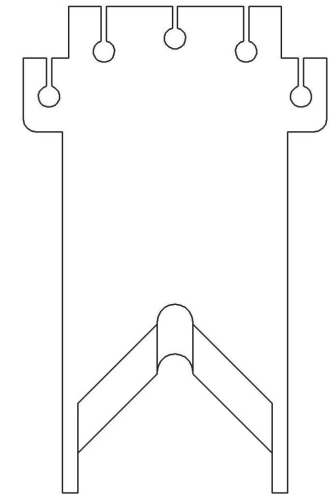
- TC Coating Available -

DIA MM SIZE	ITEM NUMBER	DESCRIPTION
2.0	122933-078	UPPER BLADE
2.0	122934-078	LOWER BLADE
3.2	122933-125	UPPER BLADE
3.2	122934-125	LOWER BLADE
3.3	122933-130	UPPER BLADE
3.3	122934-130	LOWER BLADE
4.1	122933-160	UPPER BLADE
4.1	122934-160	LOWER BLADE
4.3	122933-170	UPPER BLADE
4.3	122934-170	LOWER BLADE
4.8	122933-190	UPPER BLADE
4.8	122934-190	LOWER BLADE
5.3	122933-208	UPPER BLADE
5.3	122934-208	LOWER BLADE

DIA MM SIZE	ITEM NUMBER	DESCRIPTION
5.35	122933-210	UPPER BLADE
5.35	122934-210	LOWER BLADE
5.6	122933-220	UPPER BLADE
5.6	122934-220	LOWER BLADE
6.0	122933-236	UPPER BLADE
6.0	122934-236	LOWER BLADE
6.6	122933-260	UPPER BLADE
6.6	122934-260	LOWER BLADE
6.85	122933-270	UPPER BLADE
6.85	122934-270	LOWER BLADE
7.6	122933-300	UPPER BLADE
7.6	122934-300	LOWER BLADE
8.6	122933-340	UPPER BLADE
8.6	122934-340	LOWER BLADE



122933-XX
UPPER BLADE



122934-XX
LOWER BLADE

5-122935

KODERA C-377 MACHINE SERIES

TANGENT RADIUS "V" STRIP BLADES CLASS: TA-V



TANGENT RADIUS "V" STRIP BLADES

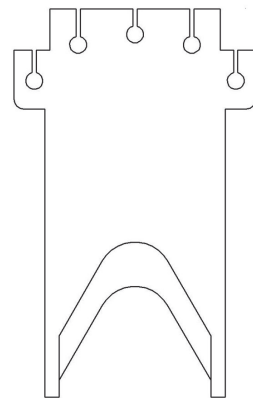
The sharp edge is ground to an arc whose radius approximates awg wire size. The entry angle lines meet the arc at a tangent point. This type of blade, when closed, presents a diamond shaped edge profile.

Advantages: By adjusting cutter head shut height, (if insulation material and wall thickness allow), you can process adjacent wire extrusions.

Disadvantages: Inadequate for processing thin wall and/or hard insulations such as cross-link or fiberglass jackets.

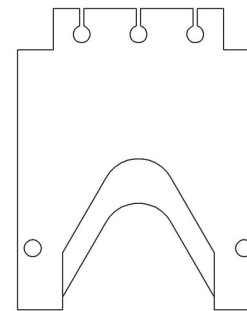
One 122988-XX & One 122989-XX = Blade Set (5-122992-XX)

- TC Coating Available -



122988-XX
LOWER BLADE

5-122992



122989-XX
UPPER BLADE

KODERA C-377 MACHINE SERIES

TANGENT RADIUS "V" STRIP BLADES CLASS: TA-V

- ADDITIONAL PART NUMBER'S ON PRECEDING PAGES -

KODERA C-377 MACHINE SERIES

TANGENT RADIUS “V” STRIP BLADES CLASS: TA-V ADDITIONAL PART NUMBER’S



ITEM NUMBER	DIA MM SIZE	DESCRIPTION
122988-66	2.0	LOWER BLADE
122989-66	2.0	UPPER BLADE
122988-67	2.1	LOWER BLADE
122989-67	2.1	UPPER BLADE
122988-13	2.2	LOWER BLADE
122989-13	2.2	UPPER BLADE
122988-68	2.3	LOWER BLADE
122989-68	2.3	UPPER BLADE
122988-69	2.4	LOWER BLADE
122989-69	2.4	UPPER BLADE
122988-70	2.5	LOWER BLADE
122989-70	2.5	UPPER BLADE
122988-14	2.6	LOWER BLADE
122989-14	2.6	UPPER BLADE
122988-71	2.7	LOWER BLADE
122989-71	2.7	UPPER BLADE
122988-72	2.8	LOWER BLADE
122989-72	2.8	UPPER BLADE
122988-73	2.9	LOWER BLADE
122989-73	2.9	UPPER BLADE
122988-15	3.0	LOWER BLADE
122989-15	3.0	UPPER BLADE
122988-27	3.1	LOWER BLADE
122989-27	3.1	UPPER BLADE

ITEM NUMBER	DIA MM SIZE	DESCRIPTION
122988-24	3.2	LOWER BLADE
122989-24	3.2	UPPER BLADE
122988-25	3.3	LOWER BLADE
122989-25	3.3	UPPER BLADE
122988-28	3.4	LOWER BLADE
122989-28	3.4	UPPER BLADE
122988-8	3.5	LOWER BLADE
122989-8	3.5	UPPER BLADE
122988-29	3.6	LOWER BLADE
122989-29	3.6	UPPER BLADE
122988-4	3.7	LOWER BLADE
122989-4	3.7	UPPER BLADE
122988-16	3.8	LOWER BLADE
122989-16	3.8	UPPER BLADE
122988-30	3.9	LOWER BLADE
122989-30	3.9	UPPER BLADE
122988-9	4.0	LOWER BLADE
122989-9	4.0	UPPER BLADE
122988-26	4.1	LOWER BLADE
122989-26	4.1	UPPER BLADE
122988-31	4.2	LOWER BLADE
122989-31	4.2	UPPER BLADE
122988-32	4.3	LOWER BLADE

ITEM NUMBER	DIA MM SIZE	DESCRIPTION
122989-32	4.3	UPPER BLADE
122988-33	4.4	LOWER BLADE
122989-33	4.4	UPPER BLADE
122988-34	4.5	LOWER BLADE
122989-34	4.5	UPPER BLADE
122988-17	4.6	LOWER BLADE
122989-17	4.6	UPPER BLADE
122988-10	4.7	LOWER BLADE
122989-10	4.7	UPPER BLADE
122988-35	4.8	LOWER BLADE
122989-35	4.8	UPPER BLADE
122988-36	4.9	LOWER BLADE
122989-36	4.9	UPPER BLADE
122988-18	5.0	LOWER BLADE
122989-18	5.0	UPPER BLADE
122988-37	5.1	LOWER BLADE
122989-37	5.1	UPPER BLADE
122988-38	5.2	LOWER BLADE
122989-38	5.2	UPPER BLADE
122988-39	5.3	LOWER BLADE
122989-39	5.3	UPPER BLADE
122989-40	5.4	LOWER BLADE
122989-40	5.4	UPPER BLADE
122989-21	5.5	LOWER BLADE

*Additional Part Number's
Continued on Next Page*

KODERA C-377 MACHINE SERIES

TANGENT RADIUS “V” STRIP BLADES CLASS: TA-V ADDITIONAL PART NUMBER’S



ITEM NUMBER	DIA MM SIZE	DESCRIPTION
122989-21	5.5	UPPER BLADE
122989-41	5.6	LOWER BLADE
122989-41	5.6	UPPER BLADE
122989-11	5.7	LOWER BLADE
122989-11	5.7	UPPER BLADE
122989-42	5.8	LOWER BLADE
122989-42	5.8	UPPER BLADE
122989-19	5.9	LOWER BLADE
122989-19	5.9	UPPER BLADE
122988-22	6.0	LOWER BLADE
122989-22	6.0	UPPER BLADE
122988-6	6.1	LOWER BLADE
122989-6	6.1	UPPER BLADE
122988-43	6.2	LOWER BLADE
122989-43	6.2	UPPER BLADE
122988-44	6.3	LOWER BLADE
122989-44	6.3	UPPER BLADE
122988-45	6.4	LOWER BLADE
122989-45	6.4	UPPER BLADE
122988-46	6.5	LOWER BLADE
122989-46	6.5	UPPER BLADE
122988-47	6.6	LOWER BLADE
122989-47	6.6	UPPER BLADE
122988-48	6.7	LOWER BLADE
122989-48	6.7	UPPER BLADE

ITEM NUMBER	DIA MM SIZE	DESCRIPTION
122988-49	6.8	LOWER BLADE
122989-49	6.8	UPPER BLADE
122988-7	6.9	LOWER BLADE
122989-7	6.9	UPPER BLADE
122988-50	7.0	LOWER BLADE
122989-50	7.0	UPPER BLADE
122988-51	7.1	LOWER BLADE
122989-51	7.1	UPPER BLADE
122988-20	7.2	LOWER BLADE
122989-20	7.2	UPPER BLADE
122988-52	7.3	LOWER BLADE
122989-52	7.3	UPPER BLADE
122988-53	7.4	LOWER BLADE
122989-53	7.4	UPPER BLADE
122988-54	7.5	LOWER BLADE
122989-54	7.5	UPPER BLADE
122988-55	7.6	LOWER BLADE
122989-55	7.6	UPPER BLADE
122988-5	7.7	LOWER BLADE
122989-5	7.7	UPPER BLADE
122988-56	7.8	LOWER BLADE
122989-56	7.8	UPPER BLADE
122988-12	7.9	LOWER BLADE
122989-12	7.9	UPPER BLADE
122988-57	8.0	LOWER BLADE

ITEM NUMBER	DIA MM SIZE	DESCRIPTION
122989-57	8.0	UPPER BLADE
122988-58	8.1	LOWER BLADE
122989-58	8.1	UPPER BLADE
122988-59	8.2	LOWER BLADE
122989-59	8.2	UPPER BLADE
122988-60	8.3	LOWER BLADE
122989-60	8.3	UPPER BLADE
122988-61	8.4	LOWER BLADE
122989-61	8.4	UPPER BLADE
122988-62	8.5	LOWER BLADE
122989-62	8.5	UPPER BLADE
122988-63	8.6	LOWER BLADE
122989-63	8.6	UPPER BLADE
122988-64	8.7	LOWER BLADE
122989-64	8.7	UPPER BLADE
122988-65	8.8	LOWER BLADE
122989-65	8.8	UPPER BLADE
122988-23	9.0	LOWER BLADE
122989-23	9.0	UPPER BLADE
122988-1	10.2	LOWER BLADE
122989-1	10.2	UPPER BLADE
122988-2	13.0	LOWER BLADE
122989-2	13.0	UPPER BLADE
122988-3	14.5	LOWER BLADE
122989-3	14.5	UPPER BLADE

• THREE LAKES, WI (715) 546-3070 • **CONTACT LAKES PRECISION** • EL PASO, TX (915) 856-6606 •
 • EMAIL: BLADES@LAKESPRECISION.COM •

UNIVERSAL CUT / STRIP BLADES

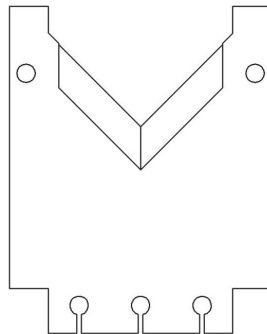
The sharp edge is ground at an angle that results in a “V” opening of exactly 90 degrees.

Characteristics: 90 degree angle is widely accepted as the best entry angle to use for processing a wide range of wire sizes using the same blade setup. Most of the time, this class of blade incorporates a sharp edge ground to a very small or non-existing radius. It works sufficiently for most of standard wall insulation but is marginal for thin wall, cross-linked PVC, very rubbery insulations, woven fiber or thin-walled multi-conductors.

5-122929 CONSISTS OF 122927 & 122928

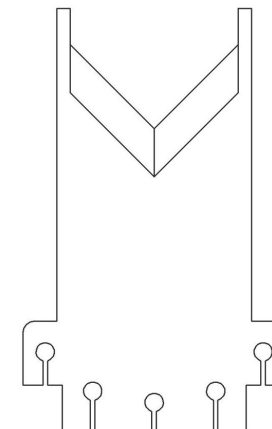
- TC Coating Available -

ITEM NUMBER	MARK	DESCRIPTION
122927	-----	UPPER BLADE
122928	-----	LOWER BLADE
5-122929	-----	BLADE SET



**122927
UPPER BLADE**

5-122929



**122928
LOWER BLADE**

UNIVERSAL STRIP BLADES

The sharp edge is ground at an angle that results in a “V” opening of exactly 90 degrees.

Characteristics: 90 degree angle is widely accepted as the best entry angle to use for processing a wide range of wire sizes using the same blade setup. Most of the time, this class of blade incorporates a sharp edge ground to a very small or non-existing radius. It works sufficiently for most of standard wall insulation but is marginal for thin wall, cross-linked PVC, very rubbery insulations, woven fiber or thin-walled multi-conductors.

ITEM NUMBER	OEM #	DESCRIPTION
123871	-----	UN-V STRIP BLADE



123871


UNIVERSAL CUT-OFF BLADE

The sharp edge is ground to a radius size. The entry angle lines meet the radius at a tangent point. This type of blade, when closed, presents a diamond shaped edge profile.


Characteristics: Sharp edges cut by slicing, creating a gradual cut. This produces less distortion of the material being cut. Cutting edges must be able to by-pass each other. This type cut-off is best used with circular shaped wire.

- TC Coating Available -

ITEM NUMBER	OEM #	DESCRIPTION
123863	-----	UN-V CUT-OFF BLADE



123863-1



123863-2

5-123863